




## There are 3 Primary Login Credentials for all Auxiliaries

System	Login/username format	Primary Applications / Systems
<b>AUXDATA II</b> 	memberid@uscg.aux <div><i>Complex passwords and Two factor authentication</i></div>	Auxiliary database, patrol orders, activity logs, facility inspections
<b>USCGAUX</b> 	memberid <div><i>Complex passwords and Two factor authentication</i></div>	Aux Directory, Aux Online Classroom, NTC, AAMS
<b>Member Zone</b> 	memberid	National, District, Division and Flotilla WOW websites

## How to for AuxDirectory (USCGAUX) & Member Zoon

These directions will give you the information you need:

1. to login to AuxDirectory for the first time
2. how to get a new password should you forget your password for AuxDirectory.
3. Instruction for getting an Auxiliary Member Zone ID and Password for access to other areas of auxiliary such as Flotilla, Division, District and National websites that requires login credentials.

To start [Click Here](#) or copy and past link below.

[https://uscgaux.auth.us-west-2.amazonaws.com/login?cli-ent\\_id=701u1ktvbi5aqvkijcpu4ekod6&response\\_type=token&scope=aws.cognito.signin.user.admin+email+openid&redirect\\_uri=https://uscgauxcognitolegacyproxy.cgaux.org/AuxOfficer.php](https://uscgaux.auth.us-west-2.amazonaws.com/login?cli-ent_id=701u1ktvbi5aqvkijcpu4ekod6&response_type=token&scope=aws.cognito.signin.user.admin+email+openid&redirect_uri=https://uscgauxcognitolegacyproxy.cgaux.org/AuxOfficer.php)

You should arrive at a page with the image to the right.

At the bottom where is say “Need an Account? Sign up” click on Sign up.

Continue on to the next page for more instructions.



**Sign Up/In with  
USCGAUX**

If this is your first time, click Sign up below.  
Always use your **Member ID** as your Username.

Sign in with your username and password

Username

Password

[Forgot your password?](#)

**Sign in**

Need an account? [Sign up](#)

Once you arrive at the page type in your username which is your Member ID and the page will change like the image to the right.

Email address is the address you used on your member application form.

For Password, please note instruction in red and green on the image on the right.

If you are unsure what that address was contact your [FSO/CS](#) officer for verification.

Please remember to write down your password.

Currently this password is used for AuxDirectory, Online Classroom/USCG Auxiliary Classroom, National Testing Center or any time you see the logo below.



**Sign Up/In with  
USCGAUX**



**Sign Up/In with  
USCGAUX**

If this is your first time, click Sign up below.  
Always use your **Member ID** as your Username.

Sign up with a new account

Username

xxxxxxxxxx

Email

name@host.com

Password

Password

- ✗ Password must contain a lower case letter
- ✗ Password must contain an upper case letter
- ✗ Password must contain a number
- ✗ Password must contain at least 10 characters
- ✗ Password must contain a special character or a space
- ✓ Password must not contain a leading or trailing space

Sign up

Already have an account? [Sign in](#)

## **Forgot Password**

[Click Here](#) to go to webpage for forgot password

[https://uscgaux.auth.us-west-2.amazonaws.com/forgotPassword?  
cli-  
ent\\_id=701u1ktvbi5aqvkijcpu4ekod6&response\\_type=token&scope=aws.  
cognito.signin.user.admin+email+openid&redirect\\_uri=https://  
uscgauxcognitolegacyproxy.cgaux.org/AuxOfficer.php](https://uscgaux.auth.us-west-2.amazonaws.com/forgotPassword?cli-ent_id=701u1ktvbi5aqvkijcpu4ekod6&response_type=token&scope=aws.cognito.signin.user.admin+email+openid&redirect_uri=https://uscgauxcognitolegacyproxy.cgaux.org/AuxOfficer.php)

The links on the previous page should take you to a page with what you see on the right.

Enter your Username which is your Member ID and click on "Reset my password". That should take you to a page with image below.



## Sign Up/In with USCGAUX

If this is your first time, click Sign up below.  
Always use your **Member ID** as your Username.

## Forgot your password?

Enter your Username below and we will send a message to reset your password

Reset my password



## Sign Up/In with USCGAUX

If this is your first time, click Sign up below.  
Always use your **Member ID** as your Username.

We have sent a password reset code by email to f\*\*\*@g\*\*\*. Enter it below to reset your password.

Code

New Password

Enter New Password Again

Change Password

Please note that they will be sending you a code to your email address as listed in AuxDirectory and AUXDATA II. If you don't see it in your inbox check your Spam/Junk folder.

Type in the code and fill in the rest of the form and click on Change Password.

Don't forget to write down the new password.

## Member Zone

Member Zone is for Auxiliary website, that display in the menu, and image that looks like the one to the right.

To get login credentials [Click Here](#) or copy and past this link: [https://auxofficer.cgaux.org/auxoff/activate/new\\_password.php](https://auxofficer.cgaux.org/auxoff/activate/new_password.php)

The image at the bottom will come up for you to fill out. Please note that Employee ID is your Member ID.

Primary email address is the one listed for you in AuxDirectory.

When you have completed the from click on Add/Change Password.

If you forget you password you can use this same form to get a new password.

A vertical navigation menu with a blue header and footer. The menu items are: Mission Descriptions, New Member Info, National Help Desk, MEMBER ZONE (highlighted), SEARCH NATIONAL SITE, SECURITY LEVELS, National Terrorism Advisory System, and BULLETIN READ MORE. Below the BULLETIN item is a link: Put this widget on your web page.

The form is titled 'Create or Change Auxiliary Member Zone Password' in red. It includes fields for 'Auxiliary or USCG Employee ID', 'Type New Password', 'Type New Password again', and 'Type your Primary Email Address\*'. There is a checkbox for 'Contractors: please check this box' and an 'Add/Change Password' button. Below the form is a 'NOTICE:' section with eight numbered instructions. At the bottom left, it says 'new\_password.php Ver 1.2.1 SJ'.

U.S. Department of Homeland Security  
United States Coast Guard Auxiliary

**AUXIT**

**Create or Change Auxiliary Member Zone Password**

Auxiliary or USCG Employee ID  ☐ Contractors: please check this box

Type New Password

Type New Password again

Type your Primary Email Address\*

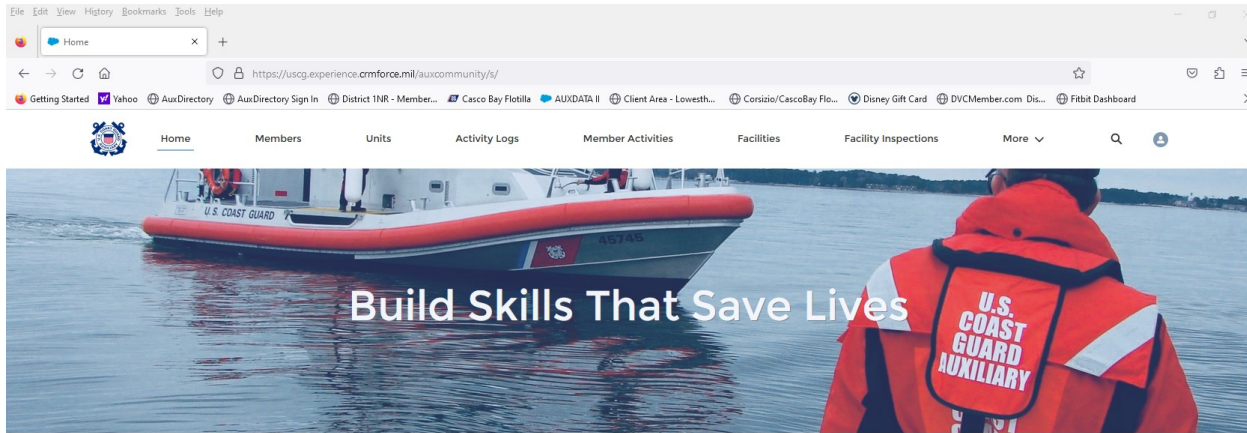
Add/Change Password

**NOTICE:**

(1) \*Auxiliarists: You must use your primary valid email address as entered in AuxData.  
(2) \*Active Duty/Contractors: You must enter your official USCG email address.  
(3) All information contained in this program is covered by the provisions of the Federal Privacy Act of 1974.  
(4) Use is strictly limited to listed members of Coast Guard Forces.  
(5) Commercial use of any information in, or based upon this program is strictly prohibited. Violators will be prosecuted.  
(6) Please do not distribute any files, and keep your password secure.  
(7) For problems with this program, please contact the National Help Desk at [help.cgaux.org](http://help.cgaux.org) and submit a ticket that explains the problem.  
(8) Use of this service indicates your acknowledgment of these provisions.

new\_password.php Ver 1.2.1 SJ

# AUXDATA II for New Members



After your paperwork has been processed and your information is entered into AUXDATA II and AuxDirectory you will receive an email with information on how to register for sign on credentials to logon to AUXDATA II.

Once you have set up your account and want to access it again you can [click here](#) or click on the link below or cut and paste the link to your web browser.

<https://uscg.experience.crmforce.mil/auxcommunity/login?ec=302&startURL=%2Fauxcommunity%2Fs%2F>

## AUXDATA II For All Members

AUXDATA II uses Two-Factor Authentication (2FA) for login.

Remember that your password for AUXDATA II needs to be reset every 90 days. Don't worry about this, they will remind you that you need a new password if its pass time when login.

If you forget your password you can get a new one by clicking on the [Forgot Your Password?](#)  
As seen on image to the right.

A screenshot of the AUXDATA II login page. At the top is the U.S. Coast Guard Auxiliary logo. Below it is a message: 'To access this page, you have to log in to USCG Auxiliary Members Community.' The login form contains two input fields: 'Username' and 'Password'. Below these fields is a dark blue 'Log In' button. Under the button is a checkbox labeled 'Remember me'. At the bottom of the form is a link that says 'Forgot Your Password?'. Below the entire form area is a footer line that reads: 'United States Coast Guard (USCG) HQ employee? [Log In](#)'.